

GWARTNEY • STROUP



SOBEL • MACPHERSON

# MACROECONOMICS


PRIVATE AND PUBLIC CHOICE • 16E



## KEYS TO ECONOMIC PROSPERITY

These keys to the economic prosperity of a nation are highlighted throughout the text.

- 1. Human Ingenuity.** Economic goods are the result of human ingenuity and action; thus, the size of the economic pie is variable, not fixed. [Chapter 2]
- 2. Private Ownership.** Private ownership provides people with a strong incentive to take care of things and develop resources in ways that are highly valued by others. [Chapter 2]
- 3. Gains from Trade.** Trade makes it possible for individuals to generate more output through specialization and division of labor, large-scale production processes, and the dissemination of improved products and production methods. [Chapter 2]
- 4. Invisible Hand Principle.** Market prices coordinate the actions of self-interested individuals and direct them toward activities that promote the general welfare. [Chapter 3]
- 5. Profits and Losses.** Profits direct producers toward activities that increase the value of resources; losses impose a penalty on those who reduce the value of resources. [Chapter 3]
- 6. Price Stability.** Maintenance of price stability is the essence of sound monetary policy; price stability provides the foundation for both economic stability and the efficient operation of markets. [Chapter 15]
- 7. International Trade.** When people are permitted to engage freely in international trade, they are able to achieve higher income levels and living standards than would otherwise be possible. [Chapter 18]
- 8. Role of Government.** Governments promote economic progress when they protect individuals and their property, enforce contracts impartially, provide access to money of stable value, avoid high taxes and excessive regulation, and foster competitive markets and free international trade. [Chapter 16]







# MACROECONOMICS

PRIVATE AND PUBLIC CHOICE • 16E





# MACROECONOMICS

PRIVATE AND PUBLIC CHOICE • 16E

**JAMES D. GWARTNEY**

Florida State University

**RICHARD L. STROUP**

Montana State University

**RUSSELL S. SOBEL**

The Citadel

**DAVID A. MACPHERSON**

Trinity University, San Antonio TX



---

Australia • Brazil • Mexico • Singapore • United Kingdom • United States

**Macroeconomics: Private and Public Choice, 16e**

James D. Gwartney

Richard L. Stroup

Russell S. Sobel

David A. Macpherson

Senior Vice President, General Manager,  
Social Science, Business and Humanities:  
Erin Joyner

Product Director: Jason Fremder

Senior Product Manager: Michael Parthenakis

Content Developer: Christopher Rader

Content Development Manager: Clara  
Goosman

Product Assistant: Emily Lehmann

Executive Marketing Manager: John Carey

Senior Content Project Manager: Colleen A.  
Farmer

Digital Content Designer: Kasie Jean

Senior Digital Production Project Manager:  
Derek Drifmeyer

Manufacturing Planner: Kevin Kluck

Marketing Coordinator: Casey Binder

Production Service: Cenveo Publisher Services  
Intellectual Property

Analyst: Jennifer Bowes

Project Manager: Sarah Shainwald

Senior Art Director: Michelle Kunkler

Internal and Cover Designer: Ramsdell Design

Cover Image: Image of NYC: zxvisual/iStock/  
Getty Images Plus/Getty Images; Bull & Bear:  
iStockPhoto.com/Classix; U.S. Dollar: Stillfx/  
Shutterstock.com; Binocular: Pavel Losevsky/  
Dreamstime.com; Scene street illustration:  
Marharyta Kuzminova/Shutterstock.com

© 2018, 2015 Cengage Learning

ALL RIGHTS RESERVED. No part of this work covered by the copyright herein may be reproduced or distributed in any form or by any means, except as permitted by U.S. copyright law, without the prior written permission of the copyright owner.

For product information and technology assistance, contact us at  
**Cengage Learning Customer & Sales Support, 1-800-354-9706**

For permission to use material from this text or product,  
submit all requests online at [www.cengage.com/permissions](http://www.cengage.com/permissions)  
Further permissions questions can be emailed to  
[permissionrequest@cengage.com](mailto:permissionrequest@cengage.com)

Unless otherwise noted, all items © Cengage Learning.

Library of Congress Control Number: 2016953798

ISBN: 978-1-305-50675-6

**Cengage Learning**

20 Channel Center Street  
Boston, MA 02210  
USA

Cengage Learning is a leading provider of customized learning solutions with employees residing in nearly 40 different countries and sales in more than 125 countries around the world. Find your local representative at [www.cengage.com](http://www.cengage.com).

Cengage Learning products are represented in Canada by Nelson Education, Ltd.

To learn more about Cengage Learning Solutions, visit [www.cengage.com](http://www.cengage.com)Purchase any of our products at your local college store or at our preferred online store [www.cengagebrain.com](http://www.cengagebrain.com)



# BRIEF CONTENTS

|   |   |            |
|---|---|------------|
| Preface   | xix   |            |
| Acknowledgments   | xxv   |            |
| About the Authors   | xxvii   |            |
| <b>Part 1: The Economic Way of Thinking</b>                     |   | <b>1</b>   |
| Chapter 1   | The Economic Approach   | 2          |
| Chapter 2   | Some Tools of the Economist   | 18         |
| <b>Part 2: Markets and Government</b>                           |   | <b>41</b>  |
| Chapter 3   | Demand, Supply, and the Market Process  | 42         |
| Chapter 4   | Demand and Supply: Applications and Extensions  | 68         |
| Chapter 5   | Difficult Cases for the Market, and the Role of Government                              | 92         |
| Chapter 6   | The Economics of Political Action   | 109        |
| <b>Part 3: Core Macroeconomics</b>                              |   | <b>131</b> |
| Chapter 7   | Taking the Nation's Economic Pulse  | 132        |
| Chapter 8   | Economic Fluctuations, Unemployment, and Inflation                                      | 156        |
| Chapter 9   | An Introduction to Basic Macroeconomic Markets  | 175        |
| Chapter 10  | Dynamic Change, Economic Fluctuations, and the AD–AS Model                              | 198        |
| Chapter 11  | Fiscal Policy: The Keynesian View and the Historical Development of Macroeconomics      | 218        |
| Chapter 12  | Fiscal Policy, Incentives, and Secondary Effects  | 233        |
| Chapter 13  | Money and the Banking System  | 253        |
| Chapter 14  | Modern Macroeconomics and Monetary Policy   | 276        |
| Chapter 15  | Macroeconomic Policy, Economic Stability, and the Federal Debt                          | 301        |
| Chapter 16  | Creating an Environment for Growth and Prosperity                                       | 321        |
| Chapter 17  | Institutions, Policies, and Cross-Country Differences in Income and Growth              | 340        |
| <b>Part 4: International Economics</b>                          |   | <b>361</b> |
| Chapter 18  | Gaining from International Trade  | 362        |
| Chapter 19  | International Finance and the Foreign Exchange Market                                   | 384        |
| <b>Part 5: Applying the Basics: Special Topics in Economics</b> |   | <b>403</b> |
| Special Topic 1:  | Government Spending and Taxation  | 404        |
| Special Topic 2:  | The Economics of Social Security  | 419        |
| Special Topic 3:  | The Stock Market: Its Function, Performance, and Potential as an Investment Opportunity | 429        |
| Special Topic 4:  | Keynes and Hayek: Contrasting Views on Sound Economics and the Role of Government       | 439        |
| Special Topic 5:  | The Great Recession of 2008–2009: Causes and Response                                   | 445        |
| Special Topic 6:  | Lessons from the Great Depression   | 460        |
| Appendix A  | General Business and Economics Indicators for the United States                         | 474        |
| Appendix B  | Answers to Selected Critical Analysis Questions   | 481        |
| Glossary  |   | 493        |
| Index   |   | 503        |





# CONTENTS

|                   |       |
|-------------------|-------|
| Preface           | xix   |
| Acknowledgments   | xxv   |
| About the Authors | xxvii |

---

|                  |   |           |
|------------------|---|-----------|
| <b>Part 1</b>    | <b>The Economic Way of Thinking</b>   | <b>1</b>  |
| <b>Chapter 1</b> | <b>The Economic Approach</b>  | <b>2</b>  |
|                  | <b>1-1 What Is Economics About?</b>   | <b>4</b>  |
|                  | 1-1a Scarcity and Poverty Are Not the Same  | 5         |
|                  | 1-1b Scarcity Necessitates Rationing  | 6         |
|                  | 1-1c The Method of Rationing Influences the Nature of Competition                         | 6         |
|                  | <b>1-2 The Economic Way of Thinking</b>   | <b>7</b>  |
|                  | 1-2a Eight Guideposts to Economic Thinking  | 7         |
|                  | <b>1-3 Positive and Normative Economics</b>   | <b>13</b> |
|                  | <b>1-4 Pitfalls to Avoid in Economic Thinking</b>   | <b>13</b> |
|                  | 1-4a Violation of the Ceteris Paribus Condition Can Lead One to Draw the Wrong Conclusion | 13        |
|                  | 1-4b Good Intentions Do Not Guarantee Desirable Outcomes                                  | 14        |
|                  | 1-4c Association Is Not Causation   | 15        |
|                  | 1-4d The Fallacy of Composition: What's True for One Might Not Be True for All            | 15        |
|                  | <b>Looking Ahead</b>  | <b>16</b> |
|                  | <b>Key Points</b>   | <b>16</b> |
|                  | <b>Critical Analysis Questions</b>  | <b>16</b> |
| <b>Chapter 2</b> | <b>Some Tools of the Economist</b>  | <b>18</b> |
|                  | <b>2-1 What Shall We Give Up?</b>   | <b>19</b> |
|                  | 2-1a Opportunity Cost   | 19        |
|                  | 2-1b Opportunity Cost and the Real World  | 20        |
|                  | <b>2-2 Trade Creates Value</b>  | <b>21</b> |
|                  | 2-2a Transaction Costs—A Barrier to Trade   | 22        |
|                  | 2-2b The Middleman as a Cost Reducer  | 22        |
|                  | <b>2-3 The Importance of Property Rights</b>  | <b>23</b> |
|                  | 2-3a Private Ownership and Markets  | 26        |
|                  | <b>2-4 Production Possibilities Curve</b>   | <b>28</b> |
|                  | 2-4a Shifting the Production Possibilities Curve Outward                                  | 30        |
|                  | 2-4b Production Possibilities and Economic Growth   | 32        |
|                  | <b>2-5 Trade, Output, and Living Standards</b>  | <b>33</b> |
|                  | 2-5a Gains from Specialization and Division of Labor                                      | 33        |
|                  | 2-5b Gains from Mass Production Methods   | 34        |
|                  | 2-5c Gains from Innovation  | 34        |
|                  | <b>2-6 Human Ingenuity and the Creation of Wealth</b>                                     | <b>35</b> |
|                  | <b>2-7 Economic Organization</b>  | <b>36</b> |
|                  | 2-7a Market Organization  | 36        |
|                  | 2-7b Political Organization   | 36        |
|                  | <b>Looking Ahead</b>  | <b>37</b> |
|                  | <b>Key Points</b>   | <b>37</b> |
|                  | <b>Critical Analysis Questions</b>  | <b>38</b> |
|                  | <b>Addendum</b>   | <b>39</b> |
|                  | Comparative Advantage, Specialization, and Gains from Trade                               | 39        |

|                  |  |           |
|------------------|--|-----------|
| <b>Part 2</b>    | <b>Markets and Government</b>  | <b>41</b> |
| <b>Chapter 3</b> | <b>Demand, Supply, and the Market Process</b>  | <b>42</b> |
|                  | 3-1 Consumer Choice and the Law of Demand  | 43        |
|                  | 3-1a The Market Demand Schedule  | 44        |
|                  | 3-1b Consumer Surplus  | 45        |
|                  | 3-1c Responsiveness of Quantity Demanded to Price Changes: Elastic and Inelastic Demand Curves | 46        |
|                  | 3-2 Changes in Demand versus Changes in Quantity Demanded                                      | 47        |
|                  | 3-3 Producer Choice and the Law of Supply  | 51        |
|                  | 3-3a The Role of Profits and Losses  | 52        |
|                  | 3-3b Supply and the Entrepreneur   | 53        |
|                  | 3-3c Market Supply Schedule  | 53        |
|                  | 3-3d Producer Surplus  | 54        |
|                  | 3-3e Responsiveness of Quantity Supplied to Price Changes: Elastic and Inelastic Supply Curves | 55        |
|                  | 3-4 Changes in Supply versus Changes in Quantity Supplied                                      | 56        |
|                  | 3-5 How Market Prices Are Determined: Demand and Supply Interact                               | 57        |
|                  | 3-5a Market Equilibrium  | 58        |
|                  | 3-5b Efficiency and Market Equilibrium   | 59        |
|                  | 3-6 How Markets Respond to Changes in Demand and Supply  | 61        |
|                  | 3-6a Invisible Hand Principle  | 63        |
|                  | 3-6b Prices and Market Order   | 64        |
|                  | 3-6c Competition and Property Rights   | 65        |
|                  | Looking Ahead  | 66        |
|                  | Key Points   | 66        |
|                  | Critical Analysis Questions  | 67        |
| <b>Chapter 4</b> | <b>Demand and Supply: Applications and Extensions</b>  | <b>68</b> |
|                  | 4-1 The Link between Resource and Product Markets  | 69        |
|                  | 4-2 The Economics of Price Controls  | 70        |
|                  | 4-2a The Impact of Price Ceilings  | 71        |
|                  | 4-2b Rent Control: A Closer Look at a Price Ceiling  | 73        |
|                  | 4-2c The Impact of Price Floors  | 74        |
|                  | 4-2d Minimum Wage: A Closer Look at a Price Floor  | 75        |
|                  | 4-3 Black Markets and the Importance of the Legal Structure                                    | 78        |
|                  | 4-4 The Impact of a Tax  | 78        |
|                  | 4-4a The Deadweight Loss Caused by Taxes   | 80        |
|                  | 4-4b Actual versus Statutory Incidence   | 80        |
|                  | 4-4c Elasticity and the Incidence of a Tax   | 81        |
|                  | 4-4d Elasticity and the Deadweight Loss  | 83        |
|                  | 4-5 Tax Rates, Tax Revenues, and the Laffer Curve  | 83        |
|                  | 4-6 The Impact of a Subsidy  | 87        |
|                  | 4-6a Elasticity and the Benefit of Government Subsidy Programs                                 | 88        |
|                  | 4-6b Real-World Subsidy Programs   | 88        |
|                  | Looking Ahead  | 90        |
|                  | Key Points   | 90        |
|                  | Critical Analysis Questions  | 90        |
| <b>Chapter 5</b> | <b>Difficult Cases for the Market, and the Role of Government</b>                              | <b>92</b> |
|                  | 5-1 A Closer Look at Economic Efficiency   | 93        |
|                  | 5-2 If It's Worth Doing, It's Worth Doing Imperfectly  | 94        |
|                  | 5-3 Thinking about the Economic Role of Government   | 95        |
|                  | 5-3a Protective Function of Government   | 95        |
|                  | 5-3b Productive Function of Government   | 96        |
|                  | 5-4 Potential Shortcomings of the Market   | 96        |
|                  | 5-4a Lack of Competition   | 96        |
|                  | 5-4b Externalities—A Failure to Account for All Costs and Benefits                             | 98        |
|                  | 5-4c External Costs  | 98        |
|                  | 5-4d External Benefits   | 100       |

|  |            |
|--|------------|
| 5-4e Public Goods and Why They Pose a Problem for the Market             | 102        |
| 5-4f Potential Information Problems                                      | 103        |
| 5-4g Information as a Profit Opportunity                                 | 104        |
| <b>5-5 Market and Government Failure</b>                                 | <b>106</b> |
| Looking Ahead  | 107        |
| Key Points   | 107        |
| Critical Analysis Questions  | 107        |
| <b>Chapter 6 The Economics of Political Action</b>                       | <b>109</b> |
| 6-1 The Size and Growth of the U.S. Government                           | 110        |
| 6-2 Similarities and Differences between Political and Market Allocation | 112        |
| 6-3 Political Decision-Making: An Overview                               | 113        |
| 6-3a Incentives Confronted by the Voter                                  | 114        |
| 6-3b Incentives Confronted by the Politician                             | 115        |
| 6-3c Incentives Confronted by the Government Bureaucrat                  | 116        |
| 6-4 When the Political Process Works Well                                | 117        |
| 6-5 When the Political Process Works Poorly                              | 119        |
| 6-5a Special-Interest Effect   | 119        |
| 6-5b Shortsightedness Effect   | 123        |
| 6-5c Rent-seeking  | 123        |
| 6-5d Inefficiency of Government Operations                               | 124        |
| 6-6 Political Favoritism, Crony Capitalism, and Government Failure       | 125        |
| 6-7 The Economic Way of Thinking about Markets and Government            | 127        |
| Looking Ahead  | 128        |
| Key Points   | 128        |
| Critical Analysis Questions  | 129        |
| <b>Part 3 Core Macroeconomics</b>  | <b>131</b> |
| <b>Chapter 7 Taking the Nation's Economic Pulse</b>                      | <b>132</b> |
| 7-1 GDP—A Measure of Output  | 133        |
| 7-1a What Counts toward GDP?   | 133        |
| 7-1b Dollars Are the Common Denominator for GDP                          | 135        |
| 7-2 GDP as a Measure of Both Output and Income                           | 136        |
| 7-2a Deriving GDP by the Expenditure Approach                            | 136        |
| 7-2b Deriving GDP by the Resource Cost–Income Approach                   | 139        |
| 7-2c The Relative Size of GDP Components                                 | 140        |
| 7-3 Adjusting for Price Changes and Deriving Real GDP                    | 141        |
| 7-3a Key Price Indexes: The Consumer Price Index and the GDP Deflator    | 141        |
| 7-3b Using the GDP Deflator to Derive Real GDP                           | 143        |
| 7-4 Problems with GDP as a Measuring Rod                                 | 145        |
| 7-4a Nonmarket Production  | 145        |
| 7-4b Underground Economy   | 146        |
| 7-4c Leisure and Human Costs   | 146        |
| 7-4d Quality Variation and the Introduction of New Goods                 | 146        |
| 7-4e Harmful Side Effects and Economic “Bads”                            | 147        |
| 7-4f GDP Understates Well-Being in the Information Age                   | 147        |
| 7-5 Differences in GDP over Time   | 148        |
| 7-6 The Great Contribution of GDP  | 149        |
| Looking Ahead  | 152        |
| Key Points   | 152        |
| Critical Analysis Questions  | 152        |
| Addendum   | 154        |
| The Construction of a Price Index  | 154        |
| <b>Chapter 8 Economic Fluctuations, Unemployment, and Inflation</b>      | <b>156</b> |
| 8-1 Swings in the Economic Pendulum                                      | 157        |
| 8-1a A Hypothetical Business Cycle                                       | 158        |

|   |            |
|---|------------|
| <b>8-2 Economic Fluctuations and the Labor Market</b>   | <b>159</b> |
| 8-2a <i>Dynamic Change and Reasons for Unemployment</i>   | 163        |
| <b>8-3 Three Types of Unemployment</b>  | <b>164</b> |
| 8-3a <i>Frictional Unemployment</i>   | 164        |
| 8-3b <i>Structural Unemployment</i>   | 165        |
| 8-3c <i>Cyclical Unemployment</i>   | 166        |
| <b>8-4 Employment Fluctuations—The Historical Record</b>  | <b>167</b> |
| 8-4a <i>Full Employment and the Natural Rate of Unemployment</i>  | 167        |
| <b>8-5 Actual and Potential GDP</b>   | <b>169</b> |
| <b>8-6 The Effects of Inflation</b>   | <b>169</b> |
| 8-6a <i>Unanticipated and Anticipated Inflation</i>   | 170        |
| 8-6b <i>Why Does Inflation Adversely Affect the Economy?</i>  | 171        |
| 8-6c <i>What Causes Inflation?</i>  | 172        |
| <b>Looking Ahead</b>  | <b>172</b> |
| <b>Key Points</b>   | <b>172</b> |
| <b>Critical Analysis Questions</b>  | <b>173</b> |
| <b>Chapter 9 An Introduction to Basic Macroeconomic Markets</b>   | <b>175</b> |
| <b>9-1 Understanding Macroeconomics: Our Game Plan</b>  | <b>176</b> |
| <b>9-2 Four Key Markets: Resources, Goods and Services, Loanable Funds, and Foreign Exchange</b>          | <b>176</b> |
| <b>9-3 Aggregate Demand for Goods and Services</b>  | <b>179</b> |
| 9-3a <i>Why Does the Aggregate Demand Curve Slope Downward?</i>   | 179        |
| 9-3b <i>The Downward-Sloping Aggregate Demand Curve: A Summary</i>  | 181        |
| <b>9-4 Aggregate Supply of Goods and Services</b>   | <b>181</b> |
| 9-4a <i>Aggregate Supply in the Short Run</i>   | 181        |
| 9-4b <i>Aggregate Supply in the Long Run</i>  | 183        |
| <b>9-5 Equilibrium in the Goods and Services Market</b>   | <b>183</b> |
| 9-5a <i>Equilibrium in the Short Run</i>  | 184        |
| 9-5b <i>Equilibrium in the Long Run</i>   | 185        |
| 9-5c <i>Long-Run Equilibrium, Potential Output, and Full Employment</i>                                   | 186        |
| 9-5d <i>What Happens When the Economy's Output Differs from Its Long-Run Potential?</i>                   | 186        |
| <b>9-6 Resource Market</b>  | <b>187</b> |
| <b>9-7 Loanable Funds Market</b>  | <b>188</b> |
| 9-7a <i>Does Inflation Help Borrowers?</i>  | 190        |
| 9-7b <i>Interest Rates and Macroeconomic Markets</i>  | 191        |
| <b>9-8 Foreign Exchange Market</b>  | <b>192</b> |
| <b>9-9 Long-Run Equilibrium</b>   | <b>196</b> |
| <b>Looking Ahead</b>  | <b>196</b> |
| <b>Key Points</b>   | <b>196</b> |
| <b>Critical Analysis Questions</b>  | <b>197</b> |
| <b>Chapter 10 Dynamic Change, Economic Fluctuations, and the AD–AS Model</b>                              | <b>198</b> |
| <b>10-1 Anticipated and Unanticipated Changes</b>   | <b>199</b> |
| <b>10-2 Factors That Shift Aggregate Demand</b>   | <b>199</b> |
| <b>10-3 Shifts in Aggregate Supply</b>  | <b>202</b> |
| 10-3a <i>Changes in Long-Run Aggregate Supply</i>   | 203        |
| 10-3b <i>Changes in Short-Run Aggregate Supply</i>  | 204        |
| <b>10-4 Steady Economic Growth and Anticipated Changes in Long-Run Aggregate Supply</b>                   | <b>205</b> |
| <b>10-5 Unanticipated Changes and Market Adjustments</b>  | <b>206</b> |
| 10-5a <i>Unanticipated Increases in Aggregate Demand</i>  | 207        |
| 10-5b <i>Unanticipated Reductions in Aggregate Demand</i>   | 208        |
| 10-5c <i>Unanticipated Increases in Short-Run Aggregate Supply</i>  | 209        |
| 10-5d <i>Unanticipated Reductions in Short-Run Aggregate Supply</i>                                       | 210        |
| <b>10-6 The Price Level, Inflation, and the AD–AS Model</b>   | <b>211</b> |
| <b>10-7 Unanticipated Changes, Recessions, and Booms</b>  | <b>212</b> |
| 10-7a <i>Expansions and Recessions: The Historical Record</i>   | 213        |
| 10-7b <i>Using the AD–AS Model to Think about the Business Cycle and the Great Recession of 2008–2009</i> | 213        |

|  |            |
|--|------------|
| Looking Ahead  | 216        |
| Key Points   | 216        |
| Critical Analysis Questions  | 216        |
| <b>Chapter 11 Fiscal Policy: The Keynesian View and the Historical Development of Macroeconomics</b> | <b>218</b> |
| 11-1 The Great Depression and the Macroadjustment Process  | 219        |
| 11-1a The Great Depression and Keynesian Economics   | 219        |
| 11-1b Output, Employment, and Keynesian Equilibrium  | 220        |
| 11-1c The Multiplier and Economic Instability  | 221        |
| 11-1d Adding Realism to the Multiplier   | 222        |
| 11-1e Keynes and Economic Instability: A Summary   | 223        |
| 11-2 The Keynesian View of Fiscal Policy   | 223        |
| 11-3 Fiscal Policy and the Good News of Keynesian Economics  | 224        |
| 11-3a Fiscal Policy Changes and Problems of Timing   | 227        |
| 11-3b Automatic Stabilizers  | 227        |
| 11-3c Saving, Spending, Debt, and the Impact of Fiscal Policy  | 229        |
| Looking Ahead  | 231        |
| Key Points   | 231        |
| Critical Analysis Questions  | 231        |
| <b>Chapter 12 Fiscal Policy, Incentives, and Secondary Effects</b>                                   | <b>233</b> |
| 12-1 Fiscal Policy, Borrowing, and the Crowding-Out Effect   | 234        |
| 12-1a Do Global Financial Markets Minimize the Crowding-Out Effect?                                  | 236        |
| 12-2 Fiscal Policy, Future Taxes, and the New Classical Model  | 237        |
| 12-3 Political Incentives and the Effective Use of Discretionary Fiscal Policy                       | 239        |
| 12-4 Is Discretionary Fiscal Policy an Effective Stabilization Tool?                                 | 239        |
| 12-5 The Supply-Side Effects of Fiscal Policy  | 240        |
| 12-5a Why Do High Tax Rates Decrease Output?   | 241        |
| 12-5b How Important Are the Supply-Side Effects?   | 242        |
| 12-6 Fiscal Policy and Recovery from Recessions  | 244        |
| 12-6a Will Fiscal Stimulus Speed Recovery?   | 244        |
| 12-6b Tax Cuts versus Spending Increases   | 245        |
| 12-7 U.S. Fiscal Policy: 1990–2015   | 246        |
| 12-7a Is the High Level of Federal Government Debt Dangerous?  | 249        |
| Looking Ahead  | 250        |
| Key Points   | 251        |
| Critical Analysis Questions  | 251        |
| <b>Chapter 13 Money and the Banking System</b>   | <b>253</b> |
| 13-1 What Is Money?  | 254        |
| 13-1a Money as a Medium of Exchange  | 254        |
| 13-1b Money as a Store of Value  | 254        |
| 13-1c Money as a Unit of Account   | 255        |
| 13-2 How the Supply of Money Affects Its Value   | 255        |
| 13-3 How Is the Money Supply Measured?   | 256        |
| 13-3a The M1 Money Supply  | 256        |
| 13-3b The Broader M2 Money Supply  | 256        |
| 13-3c Credit Cards versus Money  | 257        |
| 13-4 The Business of Banking   | 258        |
| 13-4a Fractional Reserve Banking   | 259        |
| 13-4b Bank Runs, Bank Failures, and Deposit Insurance  | 259        |
| 13-5 How Banks Create Money by Extending Loans   | 260        |
| 13-5a The Actual Deposit Multiplier  | 261        |
| 13-6 The Federal Reserve System  | 262        |
| 13-6a Structure of the Fed   | 262        |
| 13-6b How the Fed Controls the Money Supply  | 265        |
| 13-6c Recent Fed Policy, the Monetary Base, and the Money Supply                                     | 268        |
| 13-6d The Fed and the Treasury   | 271        |
| 13-7 Ambiguities in the Meaning and Measurement of the Money Supply                                  | 272        |

|  |            |
|--|------------|
| Looking Ahead  | 273        |
| Key Points   | 273        |
| Critical Analysis Questions  | 274        |
| <b>Chapter 14 Modern Macroeconomics and Monetary Policy</b>                          | <b>276</b> |
| 14-1 Impact of Monetary Policy: A Brief Historical Background                        | 277        |
| 14-2 The Demand and Supply of Money  | 277        |
| 14-2a The Equilibrium between Money Demand and Money Supply                          | 279        |
| 14-3 How Does Monetary Policy Affect the Economy?                                    | 280        |
| 14-3a The Effects of an Unanticipated Expansionary Monetary Policy                   | 282        |
| 14-3b The Effects of an Unanticipated Restrictive Monetary Policy                    | 283        |
| 14-3c Shifts in Monetary Policy and Economic Stability                               | 285        |
| 14-4 Monetary Policy in the Long Run   | 285        |
| 14-4a The Quantity Theory of Money   | 285        |
| 14-4b Long-Run Impact of Monetary Policy: The Modern View                            | 286        |
| 14-4c Money and Inflation  | 288        |
| 14-4d Time Lags, Monetary Shifts, and Economic Stability                             | 289        |
| 14-5 Money, Economic Stability, and Proper Monetary Policy                           | 290        |
| 14-6 Recent Monetary Policy of the United States                                     | 292        |
| 14-6a Monetary Policy: 1990–2008   | 292        |
| 14-6b Expansionary Monetary Policy to Combat the 2008–2009 Recession                 | 293        |
| 14-6c How Expansionary was Monetary Policy in the Aftermath of the Great Recession?  | 294        |
| 14-6d Why Have Interest Rates Been So Low?: Potential Alternative Explanations       | 296        |
| 14-6e Does It Matter Why Interest Rates Are Low?                                     | 298        |
| Looking Ahead  | 299        |
| Key Points   | 299        |
| Critical Analysis Questions  | 300        |
| <b>Chapter 15 Macroeconomic Policy, Economic Stability, and the Federal Debt</b>     | <b>301</b> |
| 15-1 Economic Fluctuations: The Past 100 Years                                       | 302        |
| 15-2 Can Discretionary Policy Promote Economic Stability?                            | 303        |
| 15-2a The Time Lag Problem   | 303        |
| 15-3 Forecasting Tools and Macro Policy  | 304        |
| 15-3a Index of Leading Indicators  | 304        |
| 15-3b Computer Forecasting Models  | 305        |
| 15-3c Market Signals as Forecasting Tools  | 306        |
| 15-3d Is Accurate Forecasting Feasible?  | 306        |
| 15-4 How Are Expectations Formed?  | 307        |
| 15-5 Macro Policy Implications of Adaptive and Rational Expectations                 | 308        |
| 15-6 The Phillips Curve: The View of the 1960s versus Today                          | 309        |
| 15-6a Expectations and the Modern View of the Phillips Curve                         | 311        |
| 15-7 The Growing Federal Debt and Economic Stability                                 | 313        |
| 15-7a Deficits, Surpluses, and the National Debt                                     | 313        |
| 15-7b Who Owns the National Debt?  | 314        |
| 15-7c How Does Debt Financing Influence Future Generations?                          | 316        |
| 15-7d Why Is Deficit Spending So Difficult to Control?                               | 316        |
| 15-7e Have Federal Debt Obligations Grown to a Dangerous Level?                      | 317        |
| 15-8 Perspective on Recent Macroeconomic Policy and Economic Instability             | 318        |
| Looking Ahead  | 319        |
| Key Points   | 319        |
| Critical Analysis Questions  | 319        |
| <b>Chapter 16 Creating an Environment for Growth and Prosperity</b>                  | <b>321</b> |
| 16-1 Historical Perspective on the Economic Growth of the Past Two Centuries         | 322        |
| 16-2 Economic Growth, Production Possibilities, and the Quality of Life              | 323        |
| 16-2a The Impact of Sustained Economic Growth  | 324        |
| 16-3 Sources of Economic Growth and High Incomes                                     | 325        |
| 16-3a Gains from Trade   | 325        |
| 16-3b Entrepreneurship, Technology, and the Discovery of Better Ways of Doing Things | 326        |
| 16-3c Investment in Physical and Human Capital                                       | 327        |

|   |            |
|---|------------|
| 16-3d <i>The Institutional Environment</i>  | 328        |
| <b>16-4 What Institutions and Policies Will Promote Growth?</b>   | <b>328</b> |
| 16-4a <i>Legal System: Secure Property Rights, Rule of Law, and Even-Handed Enforcement of Contracts</i>                  | 329        |
| 16-4b <i>Competitive Markets</i>  | 330        |
| 16-4c <i>Stable Money and Prices</i>  | 330        |
| 16-4d <i>Minimal Regulation</i>   | 331        |
| 16-4e <i>The Avoidance of High Tax Rates</i>  | 331        |
| 16-4f <i>Trade Openness</i>   | 332        |
| 16-4g <i>Other Factors That May Influence Growth and Income</i>   | 333        |
| 16-4h <i>Institutions, Policies, and Prosperity</i>   | 337        |
| <b>Looking Ahead</b>  | <b>337</b> |
| <b>Key Points</b>   | <b>338</b> |
| <b>Critical Analysis Questions</b>  | <b>338</b> |
| <br>  |            |
| <b>Chapter 17 Institutions, Policies, and Cross-Country Differences in Income and Growth</b>                              | <b>340</b> |
| <br>  |            |
| 17-1 <b>How Large Are the Income Differences across Countries?</b>  | <b>341</b> |
| 17-2 <b>How Do Growth Rates Vary across Countries?</b>  | <b>342</b> |
| 17-3 <b>Economic Freedom as a Measure of Sound Institutions</b>   | <b>343</b> |
| 17-4 <b>Institutions, Policies, and Economic Performance</b>  | <b>345</b> |
| 17-4a <i>Economic Freedom, Per Capita Income, and Economic Growth</i>   | 345        |
| 17-4b <i>Economic Freedom and Investment</i>  | 346        |
| 17-4c <i>Economic Freedom and the Poverty Rate</i>  | 348        |
| 17-5 <b>Economic Freedom, Institutional Quality, and the Dramatic Reduction in the World Poverty Rate</b>                 | <b>349</b> |
| 17-6 <b>Rich and Poor Nations Revisited</b>   | <b>351</b> |
| 17-7 <b>The Declining Economic Freedom of the United States</b>   | <b>352</b> |
| 17-8 <b>Origins of Institutions</b>   | <b>354</b> |
| 17-9 <b>Economic Rules and Political Decision-Making</b>  | <b>355</b> |
| <b>Looking Ahead</b>  | <b>356</b> |
| <b>Key Points</b>   | <b>356</b> |
| <b>Critical Analysis Questions</b>  | <b>357</b> |
| <b>Addendum</b>   | <b>358</b> |
| <i>The Most Recent Economic Freedom Ratings</i>   | 358        |
| <br>  |            |
| <b>Part 4 International Economics</b>   | <b>361</b> |
| <br>  |            |
| <b>Chapter 18 Gaining from International Trade</b>  | <b>362</b> |
| <br>  |            |
| 18-1 <b>The Trade Sector of the United States</b>   | <b>363</b> |
| 18-2 <b>Gains from Specialization and Trade</b>   | <b>364</b> |
| 18-2a <i>How Trade Expands Consumption Possibilities</i>  | 366        |
| 18-2b <i>Some Real-World Considerations</i>   | 368        |
| 18-3 <b>Supply, Demand, and International Trade</b>   | <b>370</b> |
| 18-4 <b>The Economics of Trade Restrictions</b>   | <b>372</b> |
| 18-4a <i>The Economics of Tariffs</i>   | 372        |
| 18-4b <i>The Economics of Quotas</i>  | 373        |
| 18-4c <i>Exchange Rate Controls as a Trade Restriction</i>  | 375        |
| 18-5 <b>Why Do Nations Adopt Trade Restrictions?</b>  | <b>375</b> |
| 18-5a <i>The National-Defense Argument</i>  | 375        |
| 18-5b <i>The Infant-Industry Argument</i>   | 376        |
| 18-5c <i>The Antidumping Argument</i>   | 376        |
| 18-5d <i>Special Interests and the Politics of Trade Restrictions</i>   | 376        |
| 18-6 <b>Trade Barriers and Popular Trade Fallacies</b>  | <b>379</b> |
| 18-6a <i>Trade Fallacy 1: Trade Restrictions that Limit Imports Save Jobs and Expand Employment</i>                       | 379        |
| 18-6b <i>Trade Fallacy 2: Free Trade with Low-Wage Countries Like Mexico and China will Reduce the Wages of Americans</i> | 380        |
| 18-7 <b>Institutions and the Changing Nature of Global Trade</b>  | <b>381</b> |



|  |            |
|--|------------|
| Looking Ahead  | 382        |
| Key Points   | 382        |
| Critical Analysis Questions  | 383        |
| <b>Chapter 19 International Finance and the Foreign Exchange Market</b>                                  | <b>384</b> |
| 19-1 Foreign Exchange Market   | 385        |
| 19-2 Determinants of the Exchange Rate   | 387        |
| 19-3 Why Do Exchange Rates Change?   | 389        |
| 19-3a Changes in Income  | 389        |
| 19-3b Differences in Rates of Inflation  | 390        |
| 19-3c Changes in Interest Rates  | 391        |
| 19-3d Changes in the Business and Investment Climate   | 392        |
| 19-4 International Finance and Alternative Exchange Rate Regimes   | 392        |
| 19-4a Fixed Rate, Unified Currency System  | 393        |
| 19-4b Pegged Exchange Rate Regime  | 394        |
| 19-5 Balance of Payments   | 395        |
| 19-5a Current-Account Transactions   | 395        |
| 19-5b Balance on Current Account   | 397        |
| 19-5c Capital-Account Transactions   | 397        |
| 19-5d Official Reserve Account   | 398        |
| 19-5e The Balance of Payments Must Balance   | 398        |
| 19-6 Exchange Rates, Current Account Balance, and Capital Inflow   | 398        |
| Key Points   | 401        |
| Critical Analysis Questions  | 402        |
| <br>   |            |
| <b>Part 5 Applying the Basics: Special Topics in Economics</b>   | <b>403</b> |
| Special Topic 1: Government Spending and Taxation  | 404        |
| Special Topic 2: The Economics of Social Security  | 419        |
| Special Topic 3: The Stock Market: Its Function, Performance, and Potential as an Investment Opportunity | 429        |
| Special Topic 4: Keynes and Hayek: Contrasting Views on Sound Economics and the Role of Government       | 439        |
| Special Topic 5: The Great Recession of 2008–2009: Causes and Response                                   | 445        |
| Special Topic 6: Lessons from the Great Depression   | 460        |
| Appendix A General Business and Economics Indicators for the United States                               | 474        |
| Appendix B Answers to Selected Critical Analysis Questions   | 481        |
| Glossary   | 493        |
| Index  | 503        |

## RELATIONSHIP BETWEEN MAIN EDITION AND THE MACRO/MICRO EDITIONS

In addition to the full length text, Microeconomic and Macroeconomic splits of this text are also available. The chapters and special topics covered by the micro and macro split versions are indicated in this table.

### Chapters

| ECONOMICS | MICROECONOMICS | MACROECONOMICS |  |
|-----------|----------------|----------------|--|
| 1         | 1              | 1              | The Economic Approach  |
| 2         | 2              | 2              | Some Tools of the Economist  |
| 3         | 3              | 3              | Demand, Supply, and the Market Process   |
| 4         | 4              | 4              | Demand and Supply: Applications and Extensions                                     |
| 5         | 5              | 5              | Difficult Cases for the Market, and the Role of Government                         |
| 6         | 6              | 6              | The Economics of Political Action  |
| 7         |                | 7              | Taking the Nation's Economic Pulse   |
| 8         |                | 8              | Economic Fluctuations, Unemployment, and Inflation                                 |
| 9         |                | 9              | An Introduction to Basic Macroeconomic Markets                                     |
| 10        |                | 10             | Dynamic Change, Economic Fluctuations, and the AD-AS Model                         |
| 11        |                | 11             | Fiscal Policy: The Keynesian View and the Historical Development of Macroeconomics |
| 12        |                | 12             | Fiscal Policy, Incentives, and Secondary Effects                                   |
| 13        |                | 13             | Money and the Banking System   |
| 14        |                | 14             | Modern Macroeconomics and Monetary Policy  |
| 15        |                | 15             | Macroeconomic Policy, Economic Stability, and the Federal Debt                     |
| 16        |                | 16             | Creating an Environment for Growth and Prosperity                                  |
| 17        |                | 17             | Institutions, Policies, and Cross-Country Differences in Income and Growth         |
| 18        | 16             | 18             | Gaining from International Trade   |
| 19        |                | 19             | International Finance and the Foreign Exchange Market                              |
| 20        | 7              |                | Consumer Choice and Elasticity   |
| 21        | 8              |                | Costs and the Supply of Goods  |
| 22        | 9              |                | Price Takers and the Competitive Process   |
| 23        | 10             |                | Price-Searcher Markets with Low Entry Barriers                                     |
| 24        | 11             |                | Price-Searcher Markets with High Entry Barriers                                    |
| 25        | 12             |                | The Supply of and Demand for Productive Resources                                  |
| 26        | 13             |                | Earnings, Productivity, and the Job Market   |
| 27        | 14             |                | Investment, the Capital Market, and the Wealth of Nations                          |
| 28        | 15             |                | Income Inequality and Poverty  |

## SPECIAL TOPICS

| ECONOMICS | MICROECONOMICS | MACROECONOMICS | TOPIC TITLE   |
|-----------|----------------|----------------|---|
| 1         | 1              | 1              | Government Spending and Taxation  |
| 2         | 2              | 2              | The Economics of Social Security  |
| 3         | 3              | 3              | The Stock Market: Its Function, Performance, and Potential as an Investment Opportunity |
| 4         | 4              | 4              | Keynes and Hayek: Contrasting Views on Sound Economics and the Role of Government       |
| 5         | 5              | 5              | The Great Recession of 2008–2009: Causes and Response                                   |
| 6         | 6              | 6              | Lessons from the Great Depression   |
| 7         | 7              |                | The Economics of Health Care  |
| 8         | 8              |                | Earnings Differences between Men and Women  |
| 9         | 9              |                | Do Labor Unions Increase the Wages of Workers?  |
| 10        | 10             |                | The Question of Resource Exhaustion   |
| 11        | 11             |                | Difficult Environmental Cases and the Role of Government                                |



## PREFACE

These are interesting times. In many ways, they are characterized by uncertainties, paradoxes, and contradictions. Technology has dramatically increased the speed and reduced the cost of information, communication, and transportation. But, has this improved our well-being or merely turned our lives into meaningless rat races? Why do people feel so insecure even though their incomes are at historic highs? Is government indebtedness, including that of the federal government of the United States, a time bomb that will soon explode and wreck our economic future? Why are interest rates so low, and will the current era of low interest rates continue? Does international trade elevate our living standards, or is cheap foreign labor impoverishing American workers? These are vitally important questions. This text addresses all of them and provides insights that will enhance your understanding of these critical issues.

Beginning with the first edition 40 years ago, our goal has been to use the tools of economics to explain how the real world works and to do so in a clear and understandable manner. Perhaps more than ever before, students are seeking to make sense of the world in which they live. This thought was constantly on our minds as we worked on this edition.

We have always used the tools of economics to analyze the operation of both the market and political processes. We are aware that some economists merely analyze the failures of markets and focus on how various idealized policy responses might improve economic efficiency, ignoring the insights of economics about the operation of the political process. We believe this approach is naïve and that it serves students poorly. Idealized alternatives are never an option. Instead, the relevant options are about market allocation versus political allocation. Economics reveals a great deal about the operation of both. If we are going to provide students with insight about the real world, the tools of economics must be applied to both market and political allocation.

## ORGANIZATION AND INSTRUCTOR FLEXIBILITY

The organization of *Macroeconomics: Private and Public Choice* is designed to provide instructors with maximum flexibility. As in recent editions, the text is divided into core chapters and a concluding special topics section. The 19 core chapters cover all of the material taught in most macroeconomics principles courses, and they are presented in the usual manner. Examples and data from the real world are used to reinforce the analysis. In addition, “Beyond the Basics” includes 6 relatively short special topic applications on high-profile topics such as Social Security, the Great Recession of 2008, and the Great Depression of the 1930s. These features will grab the interest of students and are short enough to cover during a single class period. If you have not integrated the special topic materials into your course, please consider doing so. They will enrich your course and help students better understand the political economy debates that dominate the daily news of our world.

Instructors integrating public choice throughout their course will probably want to cover Chapters 5 and 6 before moving to the core macro material. Others may want to jump from Chapter 4 directly to the core macro chapters. The chapters have been written so that any of these options will work.

As in the past edition, we worked hard to reduce the length of the text. Several addendums included in past editions have been deleted, but they have been updated in the format of this edition and are available on the open access student Web site. These include the following: “Incentives and Economic Organization: Who Produces, Who Pays, and Why It Matters” (addendum to Chapter 6) and “The Keynesian Aggregate Expenditure Model”

(addendum to Chapter 11). These materials are available to students on the open access Web site for the text. Thus, instructors can freely assign them if they would like to do so.

## NEW MATERIAL IN THIS EDITION

New material designed to enliven economics and illustrate its relevance has been integrated in just about every chapter. Following are several of these additions:

- In Chapter 4, the analysis of the minimum wage has been revised and material on city minimum wages has been added.
- In Chapter 6, the cases of Uber versus the taxi industry and of Tesla versus the auto dealers are used to illustrate the tendency of the political process to favor older, more established businesses relative to innovative start-up firms seeking to enter the market.
- Chapter 7 uses data on cost-of-living differences among cities to highlight that these price level differences, like those across time periods, influence the real purchasing power of income.
- Chapter 14 contains an extensive analysis of alternative explanations for the current lengthy period of historically low interest rates. Both monetary and non-monetary explanations are presented and their implications for the future discussed.
- Chapter 15 contains a new section on “The Growing Federal Debt and Economic Stability.” This section presents data on the size of government debt, explains why it is difficult to control, and analyzes the potential consequences of high levels of debt.
- Chapter 17 presents data indicating that the institutional quality differences between high-income developed countries and low-income developing economies has narrowed substantially since 1980 (Exhibit 8). Per capita income of low-income countries is now growing more rapidly than that of their high-income counterparts, and dramatic reductions in worldwide poverty have been achieved (Exhibit 9). Further, for the first time since the rise of sustained economic growth about 200 years ago, worldwide income inequality has declined during the past three decades.

## ADDITIONAL TEXT FEATURES

*Economics: Private and Public Choice* retains several features that make the presentation of economics both more interesting and understandable.

- **Keys to Economic Prosperity.** Students often fail to appreciate the organizational and institutional factors that are the foundation for economic progress. To help remedy this situation, we have incorporated a “Keys to Economic Prosperity” feature that highlights the importance of factors like gains from trade, secure property rights, competition, and free trade as sources of economic prosperity. In all, 12 key factors that underlie modern economic prosperity are highlighted at appropriate places throughout the text; they also are listed inside the front cover.
- **Applications in Economics.** “Applications in Economics” boxes apply economic theory to real-world issues and controversies. These features illustrate the importance and power of the principles covered in the text.
- **Measures of Economic Activity.** The “Measures of Economic Activity” boxes explain how important economic indicators such as the unemployment rate and the index of leading indicators are assembled and what they mean.
- **Outstanding Economists.** Boxes throughout the text highlight the lives of major economists and focus on how their work has contributed to the development of economics.
- **Myths of Economics.** These boxed articles dispel commonly held fallacies of economic reasoning. Because they are tomorrow’s leaders, we believe that all students should be aware of common economic misperceptions that tend to hamper a nation’s economic progress.

- Chapter Focus Questions and Closing Key Point Summaries. Each chapter begins with four or five questions that summarize the focus of the chapter. At the end of each chapter, the Key Points section provides students with a concise statement of the material covered in the chapter (the chapter learning objectives). These two features help students better integrate the material into the broader economic picture.
- Critical Analysis Questions. Each chapter concludes with a set of discussion questions and problems designed to test students' ability to analyze economic issues and to apply economic theory to real-world events. Appendix B at the end of the text contains suggested answers for approximately half of these questions.
- Graphing at a Glance. New Graphing at a Glance video tutorials enhance the learning experience by bringing graphs to life, allowing students to see graphs physically move along the axes.
- ConceptClips. New ConceptClips in the interactive eReader address the challenge of understanding economics terminology that students face when first introduced to the subject matter.

## SUPPLEMENTARY MATERIALS

The text is accompanied by a robust set of online learning tools designed to support your classroom work. Aplia and MindTap include real-time, interactive tutorials; online experiments; Graph Builder; Adaptive Test Prep; Graphing at a Glance; ConceptClips; Audio Cases with assessments; Concept & Application Videos; automatically graded quizzes; and automatically graded problem sets. Likewise, the book's dynamic PowerPoint presentation—considered by many to be the best in the principles market—has been further enhanced with multimedia to facilitate your teaching.

### FOR THE STUDENT

**MindTap** MindTap is a fully online, highly personalized learning experience built on Cengage Learning content that combines student learning tools—readings, multimedia, activities, and assessments—into a singular Learning Path that guides students through their course.

**Product Support ([www.cengagebrain.com](http://www.cengagebrain.com))** Valuable resources can be found on the text's Internet support site. Students will find an interactive study center with access to various tools.

### FOR THE INSTRUCTOR

We are sure that many of the features incorporated with this textbook will help you become a better teacher and make your classes more interesting to students. Personally, we have incorporated the Keys to Economic Prosperity series, economics video clips, homework assignments, and online quiz questions into our own classes with great success. The full set of supplements that can accompany the book include the following:

**MindTap** MindTap is a fully online, highly personalized learning experience built on Cengage Learning content that combines student learning tools—readings, multimedia, activities, and assessments—into a singular Learning Path that guides students through their course. Instructors personalize the experience by customizing authoritative Cengage Learning content and learning tools, including the ability to add their own content in the Learning Path via apps that integrate into the MindTap framework seamlessly with Learning Management Systems.

**Aplia** Aplia™ is an online interactive learning solution that improves comprehension and outcomes by increasing student effort and engagement. Founded by a professor to enhance

his own courses, Aplia provides automatically graded assignments that were written to make the most of the Web medium and contains detailed, immediate explanations on every question. Aplia is available in more than 15 disciplines and has been used by more than 2 million students at more than 1,800 institutions. Visit [www.aplia.com/economics/](http://www.aplia.com/economics/) for more details.

**Write Experience** This technology product allows you to assess written communication skills without adding to your workload. Instructors in all areas have told us that students need to be able to write effectively in order to communicate and think critically. Through an exclusive partnership with a technology company, Cengage Learning's Write Experience allows you to do just that! This new product utilizes artificial intelligence not only to score student writing instantly and accurately but also to provide students with detailed revision goals and feedback on their writing to help them improve. Write Experience is the first product designed and created specifically for the higher education market through an exclusive agreement with McCann Associates and powered by e-Write IntelliMetric Within™. IntelliMetric is the gold standard for automated scoring of writing and is used to score the Graduate Management Admissions Test® (GMAT®) analytical writing assessment. Better Writing. Better Outcomes. Write Experience. Visit [www.cengage.com/writeexperience](http://www.cengage.com/writeexperience) to learn more.

**Student Engagement Analytics in Progress App via MindTap** How do you know students have read the material or viewed the resources you've assigned? How can you tell if students are struggling with a concept? Engagement Tracker assesses student preparation and engagement. Use the tracking tools to see progress for the class as a whole or for individual students. Identify students at risk early in the course. Uncover those concepts that are most difficult for your class. Monitor time on task. Keep students engaged.

**Interactive eBook** In addition to interactive teaching and learning tools, Economic MindTap includes an interactive eBook. Students can take notes, highlight, search, and interact with embedded media specific to their book. Use it as a supplement to the printed text or as a substitute—with MindTap, the choice is up to your students.

**Test Banks** The test banks for the 16th edition were prepared by the author team with the assistance of Joe Calhoun. The authors have worked hard to update and improve the test banks for this edition. The three test banks contain approximately 7,000 questions—multiple choice and short answer. Within each chapter, the questions correspond to the major subheadings of the text. The first ten questions of each chapter are suitable for use as a comprehensive quiz covering the material of the chapter. Instructors who want to motivate their students to study will find online practice quizzes on MindTap that can easily be incorporated into their quizzes and exams. The cloud-based test banks for this edition have been enhanced significantly. Cognero contains all of the questions in the test bank so that you can create and customize tests in minutes. You can easily edit and import your own questions and graphics and edit and maneuver existing questions.

**PowerPoint** We believe our PowerPoint presentation, prepared by Joseph Connors of Florida Southern University, is the best you will find in the principles market. The presentation includes chapter-by-chapter lecture notes with fully animated, hyperlinked slides of the textbook's exhibits. Its dynamic graphs and accompanying captions make it easy for instructors to present (and students to follow) sequential changes. The graphs are also used to highlight various relationships among economic variables. To facilitate classroom discussion and interaction, questions are strategically interspersed throughout the PowerPoint slides to help students develop the economic way of thinking. Instructions explaining how professors can easily add, delete, and modify slides in order to tailor the presentation to their liking are included. If instructors want to make the PowerPoint presentation available to students, they can place it on their Web site (or the site for their course).

**Instructor’s Manual** The Instructor’s Manual was prepared by coauthor David Macpherson. It contains special sections for Advanced Placement instructors prepared by James Chasey and Francis McMann, two of the nation’s leading AP instructors. Information on how to use and modify the PowerPoint material is contained in the front of the Instructor’s Manual. The manual is divided by chapters, and each chapter is divided into three parts. The first part consists of a detailed chapter outline in lecture-note form. It is designed to help instructors organize their notes to match the 16th edition of the book. Instructors can easily prepare detailed, personalized notes by revising the downloadable lecture notes on the book companion Web site that they access through [www.cengage.com](http://www.cengage.com). The second part of each chapter contains teaching tips, sources of supplementary materials, and other helpful information. Part 3 of each chapter consists of in-class economic games and experiments. Contributed in part by Professor Charles Stull of Kalamazoo College, the games are popular with many instructors. We hope you will try them.

The book companion Web site contains the key supplements designed to aid instructors, including the content from the Instructor’s Manual, test banks, and PowerPoint lecture and exhibit slides for overhead use.

**Instructor Resource Center ([www.login.cengage.com](http://www.login.cengage.com))** This password-protected Web site includes instructor’s manuals and test banks and the PowerPoint lecture and exhibit slides. To download these supplements, register online at [www.login.cengage.com](http://www.login.cengage.com).

## A NOTE TO INSTRUCTORS

As we try to improve the book from one edition to the next, we rely heavily on our experiences as teachers. But our experience using the book is minuscule compared to that of the hundreds of instructors who use it nationwide. If you encounter problems or have suggestions for improving the book, we urge you to let us know by writing to us in care of Cengage Learning, 5191 Natorp Blvd., Mason, OH 45040.

## A NOTE TO STUDENTS

This textbook contains several features we think will help you maximize (a good economic term) the returns of your study efforts. Here are some of the things that will help you and a few tips for making the most of them.

- Each chapter begins with a series of focus questions that communicate the central issues of the chapter. Before you read the chapter, briefly think about the focus questions, why they are important, and how they relate to the material in prior chapters.
- The textbook is organized in the form of an outline. The headings within the text (in red) are the major points of the outline. Minor headings are subpoints under the major headings. In addition, important subpoints within sections are often set off and numbered. ***Bold italicized*** type is used to highlight material that is particularly important. Sometimes “thumbnail sketches” are included to recap material and help you keep the important points mentally organized.
- A “Key Points” summary appears at the end of each chapter. Use the summary as a checklist to determine whether you understand the major points of the chapter.
- A review of the exhibits and illustrative pictures will also provide you with a summary of the key points of each chapter. The accompanying captions briefly describe the economic phenomena illustrated by the exhibits.
- The key terms introduced in each chapter are defined in the margins. As you study the chapter, review the marginal definition of each key term as it is introduced. Later, you also may find it useful to review the marginal definitions. If you have forgotten the meaning of a term introduced earlier, consult the glossary at the end of the book.



- The boxed features go into more depth on various topics without disrupting the flow of the text. In general, the topics of the boxed features have been chosen because they are a good application of the theory described in the book or because students tend to be interested in them. The boxed features supplement the text and will enhance your understanding of important economic concepts.
- The critical analysis questions at the end of each chapter are intended to test your understanding of the economic way of thinking. Answering these questions and solving the problems will greatly enhance your knowledge of the material. Answers to approximately half of these questions are provided in Appendix B.

If you need more practice, ask your professor about Aplia and MindTap.



## ACKNOWLEDGMENTS

A project of this magnitude is a team effort. Through the years, numerous people have assisted us in various ways. We are also very much indebted to the excellent team of professionals at Cengage Learning, including Michael Parthenakis, Senior Product Manager, for his help and support of our efforts; Chris Rader, Content Developer, for his commitment to the development of the project and for keeping it on schedule; Colleen Farmer, Senior Content Project Manager, for orchestrating the copyediting, proofreading, layout, and indexing; Jennifer Bowes, Intellectual Property Analyst, who helped us locate and obtain permissions for the many photos; and John Carey, Marketing Manager, who worked hard to inform the marketplace about the advantages of the book.

Jane Shaw Stroup, Signè Thomas, and Amy Gwartney assisted us with the review and proofing of this edition. Daniel Bennett, Joab Corey, Joe Connors, Joe Calhoun, and Tawni Ferrarini provided us with valuable suggestions for improving the text and assistance with supplementary materials. Robert Lawson of Southern Methodist University and Hugo Moises Montesinos Yufa of Florida State University assisted us with the preparation of several exhibits. The text still bears an imprint of the contributions of Woody Studenmund of Occidental College and Gary Galles of Pepperdine University, who assisted us in numerous ways with past editions.

We have often revised material in light of suggestions made by reviewers, users, friends, and even a few competitors. In this regard, we would like to express our appreciation to the following people for their reviews and helpful suggestions for recent editions:

Pete Calcagno, College of Charleston; Joseph Calhoun, Florida State University; Cathy Carey, Bowling Green University; Lee Coppock, University of Virginia; Hugo Faria, University of Miami; Tawni Ferrerini, Northern Michigan University; Burton Folsom, Hillsdale College; Seth Gershenson, Michigan State University; Monica Greer, Bellarmine University; Michael Hammock, Florida State University; Robert Higgs, Independent Institute; John Hilston, Eastern Florida State College; Randall Holcombe, Florida State University; Aaron Lowen, Grand Valley State University; Lynn MacDonald, St. Cloud State University; Thomas McCaleb, Florida State University; Barbara Moore, University of Central Florida; Mark Perry, University of Michigan–Flint; Ivan Pongracic, Hillsdale College; Gerry Simons, Grand Valley State University; and Carol Sweeney, Florida Gulf Coast University.

Through the years, many other instructors have provided us with insightful comments and constructive suggestions. We would like to express our appreciation to the following: Steve Abid, Grand Rapids Community College; Douglas Agbetsiafa, Indiana University, South Bend; James C. W. Ahiakpor, California State University, Hayward; Ali T. Akarca, University of Illinois at Chicago; Ryan C. Amacher, University of Texas at Arlington; Stephen A. Baker, Capital University; Bharati Basu, Central Michigan University; Don Bellante, University of South Florida; Jennis Biser, Austin Peay State University; Donald Boudreaux, George Mason University; George Bowling, St. Charles Community College; Robert Brittingham, Christian Brothers University; Byron Brown, Michigan State University; James Bryan, Manhattanville College; Kathy Clark, Florida Southwestern State College; Mike Cohick, Collin County Community College; David S. Collins, Virginia Highlands Community College; Steven R. Cunningham, University of Connecticut; Jeff Edwards, Lone Star College–CyFair; Ann Eike, University of Kentucky; Christina Esquivel, McLennan Community College; Robert C. Eyler, Sonoma State University; James R. Fain, Oklahoma State University; Andrew W. Foshee, McNeese State University; Mark Funk, University of Arkansas at Little Rock; Gary Galles, Pepperdine University; Marsha Goldfarb, University of Maryland Baltimore County; Richard Gosselin, Houston Community College; Darrin Gulla, University of Kentucky; Barry Haworth, University of Louisville; Ronald Helgens, Golden Gate University; Robert E. Herman, Nassau

Community College/SUNY; William D. Hermann, Golden Gate University, San Francisco; Rey Hernandez, Metropolitan State College of Denver; Brad Hobbs, Florida Gulf Coast University; Randall Holcombe, Florida State University; Jim Hubert, Seattle Central Community College; Katherine Huger, Charleston Southern University; Woodrow W. Hughes, Jr., Converse College; Jeffrey Rogers Hummel, San Jose State University; Tom Jeitschko, Michigan State University; Rob H. Kamery, Christian Brothers University; Derek Kellenberg, University of Montana; Robert Kling, Colorado State University; Frederic R. Kolb, University of Wisconsin–Eau Claire; Barbara Kouskoulas, Lawrence Technological University; Cory Krupp, Duke University; Jean Kujawa, Lourdes University; Randy W. LaHote, Washtenaw Community College; John Larrivee, Mount St. Mary’s University; Robert Lawson, Southern Methodist University; Don R. Leet, California State University, Fresno; Joe LeVesque, Northwood University; Andrew T. Light, Liberty University; Edward J. López, Western Carolina University; Dale Matcheck, Northwood University; G. Dirk Mateer, University of Arizona; John McArthur, Wofford College; David M. Mitchell, Missouri State University; Hadley Mitchell, Taylor University; Glen A. Moots, Northwood University; Debasri Mukherjee, Western Michigan University; Todd Myers, Grossmont College; Jennifer Pate, Loyola Marymount University; Lloyd Orr, Indiana University, Bloomington; Judd W. Patton, Bellevue University; James Payne, University of New Orleans; Dennis Pearson, Austin Peay State University; Claudiney Pereira, Arizona State University; Jack Phelan, University of New Haven; Jennifer Platania, Elon University; Robert C. Rencher, Jr., Liberty University; Dan Rickman, Oklahoma State University; Karin L. Russell, Keiser University; Allen Sanderson, University of Chicago; Thomas W. Secrest, USC Coastal Carolina; Tim Shaugnessey, Louisiana State University–Shreveport; Gerald Simons, Grand Valley State University; Charles D. Skipton, University of New Haven; Marcia Snyder, College of Charleston; John Solow, University of Iowa; Ken Somppi, Southern Union State Community College; John Sophocleus, Auburn; Joe Stevano, Coker College; Edward Stringham, Texas Tech University; David Switzer, St. Cloud State University; Alex Tokarev, Northwood University; Richard D.C. Trainer, Warsaw School of Economics; Bich Tran, San Jacinto College; Scott Ward, Trevecca Nazarene University; Christopher Westley, Florida Gulf Coast University; David Wharton, Washington College; Mark Wheeler, Western Michigan University; Edward Wolpert, University of Central Florida; and Janice Yee, Worcester State University.



## ABOUT THE AUTHORS

**James D. Gwartney** is a professor of Economics at Florida State University, where he holds the Gus A. Stavros Eminent Scholar Chair of Economic Education. He is also the coauthor of the annual report *Economic Freedom of the World*, which provides information on the consistency of institutions and policies with economic freedom for more than 150 countries. His publications have appeared in scholarly journals, including the *American Economic Review*, *Journal of Political Economy*, *Journal of Economic Education*, *Southern Economic Journal*, and *Journal of Institutional and Theoretical Economics*. During 1999–2000, he served as Chief Economist of the Joint Economic Committee of the U. S. Congress. He is a past president of the Southern Economic Association and the Association of Private Enterprise Education. His Ph.D. in economics is from the University of Washington.

**Richard L. Stroup** is Professor Emeritus of economics at Montana State University and Professor Emeritus of economics at North Carolina State University. His Ph.D. is from the University of Washington. From 1982–1984, he served as Director of the Office of Policy Analysis at the U.S. Department of the Interior. Stroup has published and spoken on global warming, land use regulation, archaeology, and needed environmental policy improvements. His research helped to develop the approach known as free market environmentalism. His book *Eco-nomics: What Everyone Should Know About Economics and the Environment* (Washington: Cato Institute, 2016), was sponsored by the Property and Environment Research Center, of which he is a cofounder.

**Russell S. Sobel** earned his Ph.D. in economics from Florida State University in 1994. He has published more than 200 books and articles and has received national recognition for his works on entrepreneurship and FEMA reform. He serves on the editorial board for three academic journals and on the advisory board for four university centers. He has won numerous awards for his teaching as well as his research. He regularly teaches courses in principles of economics and public economics and gives lectures at economic education outreach programs. He is a professor of Economics and Entrepreneurship at The Citadel.

**David A. Macpherson** is the E.M. Stevens Professor of Economics and Economics Department Chair at Trinity University. Previously, he was Director of the Pepper Institute on Aging and Public Policy and the Rod and Hope Brim Eminent Scholar of Economics at Florida State University, where he received two university-wide awards for teaching excellence. His research has focused on applied economics, including real estate markets, analysis of pension funds, discrimination, industry deregulation, labor unions, and the minimum wage. He has published 65 articles in leading economics and real estate journals, including *Review of Economics and Statistics*, *Industrial and Labor Relations Review*, *Journal of Labor Economics*, *Journal of Human Resources*, and *Journal of Real Estate Finance and Economics*. His research has been funded by a variety of entities, including the National Science Foundation, Florida Legislature, and National Association of Realtors. He is also coauthor of *Contemporary Labor Economics*, 11th edition, as well as the annual *Union Membership and Earnings Data Book: Compilations from the Current Population Survey*. His specialty is applied labor economics. His undergraduate and doctoral degrees are from Pennsylvania State University.



## PART 1

# The Economic Way of Thinking

### *Life is a series of choices*

Economics is about how people choose. The choices we make influence our lives and those of others. Your future will be influenced by the choices you make with regard to education, job opportunities, savings, and investment. Furthermore, changes in technology, demographics, communications, and

transportation are constantly altering the attractiveness of various options and the opportunities available to us. The economic way of thinking is all about how incentives alter the choices people make. It can help you make better choices and enhance your understanding of our dynamic world.



## CHAPTER 1

# The Economic Approach

### FOCUS

- What is scarcity, and why is it important even in relatively wealthy economies?
- How does scarcity differ from poverty? Why does scarcity necessitate rationing and cause competition?
- What is the economic way of thinking? What is different about the way economists look at choices and human decision-making?
- What is the difference between positive and normative economics?

*Economist, n.—A scoundrel whose faulty vision sees things as they really are, not as they ought to be. —Daniel K. Benjamin, after Ambrose Bierce*






Welcome to the world of economics. In recent years, economics has often been front-page news, and it affects all of our lives. The boom and bust of the housing market, the recession of 2008 and the slow recovery, interest rates near zero, a volatile stock market, falling oil and gasoline prices, the soaring costs of a college education and poor job opportunities for graduates—all of these have been in the news and have turned the lives of many American upside down. Economics will enhance your understanding of all of these topics and many more. You will soon see that economics is about much more than just financial markets and economic policy. In fact, a field trip to the fruits and vegetables section at your local grocery store could well be filled with more economics lessons than a trip to the New York Stock Exchange.

In a nutshell, economics is the study of human behavior, with a particular focus on human decision-making. It will introduce you to a new and powerful way of thinking that will both help you make better decisions and enhance your understanding of how the world works.

You may have heard some of the following statements: The soaring federal debt is mortgaging the future of our grandchildren, and it will bankrupt the

country if we do not get it under control. The Chinese and Mexicans are stealing our jobs and paralyzing our economy. Budget deficits stimulate the economy and promote employment. A higher minimum wage will help the poor. Making college tuition free for all will promote economic growth and lead to higher earnings. Are these statements true? This course will provide you with knowledge that will enhance your understanding of issues like these and numerous others. It may even alter the way you think about them.

The origins of economics date back to Adam Smith, a Scottish moral philosopher, who expressed the first economic ideas in his breakthrough book, *An Inquiry into the Nature and Causes of the Wealth of Nations*, published in 1776. As the title of his book suggests, Smith sought to explain why people in some nations were wealthier than those in others. This very question is still a central issue in economics. It is so important that throughout this book we will use a special “Keys to Economic Prosperity” symbol  in the margin to highlight sections that focus on this topic. A listing of the major keys to prosperity is presented inside the front cover of the book. These keys and accompanying discussions will help you understand what factors enable economies, and their citizens, to grow wealthier and prosper.



©Betmann/CORBIS

## Outstanding Economist: The Importance of Adam Smith, the Father of Economic Science

Economics is a relatively young science. The foundation of economics was laid in 1776, when Adam Smith (1723–1790) published *An Inquiry into the Nature and Causes of the Wealth of Nations*.

Smith was a lecturer at the University of Glasgow, in his native Scotland. Before economics, morals and ethics were actually his concern. His first book was *The Theory of Moral Sentiments*.

For Smith, self-interest and sympathy for others were complementary. However, he did not believe that charity alone would provide the essentials for a good life.

Smith stressed that free exchange and competitive markets would harness self-interest as a creative force. He believed that individuals *pursuing their own interests* would be directed by the “invisible hand” of market prices toward the production of those goods that were most advantageous to society. He argued that the wealth of a nation does not lie in gold and silver, but rather in the goods and services produced and consumed by people. According to Smith, competitive markets would lead to coordination, order, and efficiency without the direction of a central authority.

These were revolutionary ideas at the time, but they had consequences. Smith’s ideas greatly influenced not only Europeans but also those who developed the political economy structure of the United States. Further, Smith’s notion of the “invisible hand” of the market continues to enhance our understanding of why some nations prosper while others stagnate.<sup>1</sup>

<sup>1</sup>For an excellent biographical sketch of Adam Smith, see David Henderson, ed., *The Fortune Encyclopedia of Economics* (New York: Warner Books, 1993), 836–38. The entire text of this useful encyclopedia is now available online, free of charge, at <http://www.econlib.org>.



## 1-1 WHAT IS ECONOMICS ABOUT?

Economics is about scarcity and the choices we have to make because our desire for goods and services is far greater than their availability from nature. Would you like some new clothes, a nicer car, and a larger apartment? How about better grades and more time to watch television, go skiing, and travel? Do you dream of driving your brand-new Porsche into the driveway of your oceanfront house? As individuals, we have a desire for goods that is virtually unlimited. We may want all of these things. Unfortunately, both as individuals and as a society we face a constraint called **scarcity** that prevents us from being able to completely fulfill our desires.

Scarcity is present whenever there is less of a good or resource freely available than people would like. There are some things that are not scarce—seawater comes to mind; nature has provided as much of it as people want. But almost everything else you can think of—even your time—is scarce. In economics, the word *scarce* has a very specific meaning that differs slightly from the way it is commonly used. Even if large amounts of a good have been produced, it is still scarce as long as there is not as much of it *freely available* as we would all like. For example, even though goods like apples and automobiles are relatively abundant in the United States, they are still scarce because we would like to have more of them than nature has freely provided. In economics, we generally wish to determine only if a good is scarce or not, and refrain from using the term to refer to the relative availability or abundance of a good or resource.

Because of scarcity, we have to make choices. Should I spend the next hour studying or watching TV? Should I spend my last \$20 on a new cell phone case or on a shirt? Should this factory be used to produce clothing or furniture? **Choice**, the act of selecting among alternatives, is the logical consequence of scarcity. When we make choices, we constantly face trade-offs between meeting one desire or another. To meet one need, we must let another go unmet. The basic ideas of *scarcity* and *choice*, along with the *trade-offs* we face, provide the foundation for economic analysis.

**Resources** are the ingredients, or inputs, that people use to produce goods and services. Our ability to produce goods and services is limited precisely because of the limited nature of our resources.

**Exhibit 1** lists a number of scarce goods and the limited resources that might be used to produce them. There are three general categories of resources. First, there are *human resources*—the productive knowledge, skill, and strength of human beings. Second, there are *physical resources*—things like tools, machines, and buildings that enhance our ability to produce goods. Economists often use the term **capital** when referring to these human-made resources. Third, there are *natural resources*—things like land, mineral deposits,

### Scarcity

Fundamental concept of economics that indicates that there is less of a good freely available than people would like.

### Choice

The act of selecting among alternatives.

### Resource

An input used to produce economic goods. Land, labor, skills, natural resources, and human-made tools and equipment provide examples. Throughout history, people have struggled to transform available, but limited, resources into things they would like to have—economic goods.

### Capital

Human-made resources (such as tools, equipment, and structures) used to produce other goods and services. They enhance our ability to produce in the future.

## EXHIBIT 1

### A General Listing of Scarce Goods and Limited Resources

History is a record of our struggle to transform available, but limited, resources into goods that we would like to have.

#### SCARCE GOODS

Food (bread, milk, meat, eggs, vegetables, coffee, etc.)  
 Clothing (shirts, pants, blouses, shoes, socks, coats, sweaters, etc.)  
 Household goods (tables, chairs, rugs, beds, dressers, television sets, etc.)  
 Education  
 National defense  
 Leisure time  
 Entertainment  
 Clean air  
 Pleasant environment (trees, lakes, rivers, open spaces, etc.)  
 Pleasant working conditions

#### LIMITED RESOURCES

Land (various degrees of fertility)  
 Natural resources (rivers, trees, minerals, oceans, etc.)  
 Machines and other human-made physical resources  
 Nonhuman animal resources  
 Technology (physical and scientific “recipes” of history)  
 Human resources (the knowledge, skill, and talent of individual human beings)

oceans, and rivers. The ingenuity of humans is often required to make these natural resources useful in production. For example, until recently, the yew tree was considered a “trash tree,” having no economic value. Then, scientists discovered that the tree produces taxol, a substance that could be used to fight cancer. Human knowledge and ingenuity made yew trees a valuable resource. As you can see, natural resources are important, but knowing how to use them productively is just as important.

As economist Thomas Sowell points out, cavemen had the same natural resources at their disposal that we do today. The huge difference between their standard of living and ours reflects the difference in the knowledge they could bring to bear on those resources versus what we can.<sup>1</sup> Over time, human ingenuity, discovery, improved knowledge, and better technology have enabled us to produce more goods and services from the available resources. Nonetheless, our desire for goods and services is still far greater than our ability to produce them. Thus, scarcity is a fact of life today, and in the foreseeable future. As a result, we confront trade-offs and have to make choices. This is what economics is about.

### 1-1a SCARCITY AND POVERTY ARE NOT THE SAME

Think for a moment about what life was like in 1750. People all over the world struggled 50, 60, and 70 hours a week to obtain the basic necessities of life—food, clothing, and shelter. Manual labor was the major source of income. Animals provided the means of transportation. Tools and machines were primitive by today’s standards. As the English philosopher Thomas Hobbes stated in the seventeenth century, life was “solitary, poor, nasty, brutish, and short.”<sup>2</sup>

Throughout much of South America, Africa, and Asia, economic conditions today continue to make life difficult. In North America, Western Europe, Oceania, and some parts of Asia, however, economic progress has substantially reduced physical hardship and human drudgery. In these regions, the typical family is more likely to worry about financing its summer vacation than about obtaining food and shelter. As anyone who has watched the TV reality show *Survivor* knows, we take for granted many of the items that modern technological advances have allowed us to produce at unbelievably low prices. Contestants on *Survivor* struggle with even basic things like starting a fire, finding shelter, and catching fish. They are thrilled when they win ordinary items like shampoo, rice, and toilet paper.



Monty Brinton/CBS Photo Archive/Getty Images

The degree to which modern technology and knowledge allow us to fulfill our desires and ease the grip of scarcity is often taken for granted—as the castaways on the CBS reality series *Survivor* quickly find out when they have to struggle to meet even basic needs, such as food, shelter, and cleaning their bodies and clothes.

<sup>1</sup>Thomas Sowell, *Knowledge and Decisions* (New York: Basic Books, 1980), 47.

<sup>2</sup>Thomas Hobbes, *Leviathan* (1651), Part I, Chapter 13.

**Objective**

A fact based on observable phenomena that is not influenced by differences in personal opinion.

**Subjective**

An opinion based on personal preferences and value judgments.

**Rationing**

Allocating a limited supply of a good or resource among people who would like to have more of it. When price performs the rationing function, the good or resource is allocated to those willing to give up the most “other things” in order to get it.

During one episode, a contestant eagerly paid over \$125 for a small chocolate bar and spoonful of peanut butter at an auction—and she considered it a great bargain!

It is important to note that scarcity and poverty are not the same thing. Scarcity is an **objective** concept that describes a factual situation in which the limited nature of our resources keeps us from being able to completely fulfill our desires for goods and services. In contrast, poverty is a **subjective** concept that refers to a personal opinion of whether someone meets an arbitrarily defined level of income. This distinction is made even clearer when you realize that different people have vastly different ideas of what it means to be poor. The average family in the United States that meets the federal government’s definition of being “in poverty” would be considered wealthy in most any country in Africa. A family in the United States in the 1950s would have been considered fairly wealthy if it had air conditioning, an automatic dishwasher or clothes dryer, or a television set. Today, the majority of U.S. families officially classified as poor have many items that would have been viewed as symbols of great wealth just 65 years ago.

People always want more and better goods for themselves and others about whom they care. Scarcity is the constraint that prevents us from having as much of *all* goods as we would like, but it is not the same as poverty. Even if every individual were rich, scarcity would still be present.

## 1-1b SCARCITY NECESSITATES RATIONING

Scarcity makes **rationing** a necessity. When a good or resource is scarce, some criterion must be used to determine who will receive it and who will go without. The choice of which method is used will, however, have an influence on human behavior. When rationing is done through the government sector, a person’s political status and ability to manipulate the political process are the key factors. Powerful interest groups and those in good favor with influential politicians will be the ones who obtain goods and resources. When this method of rationing is used, people will devote time and resources to lobbying and favor seeking with those who have political power, rather than to productive activities.

When the criterion is first-come, first-served, goods are allocated to those who are fastest at getting in line or willing to spend the longest time waiting in line. Many colleges use this method to ration tickets to sporting events, and the result is students waiting in long lines. Sometimes, as at Duke University during basketball season, they even camp out for multiple nights to get good tickets! Imagine how the behavior of students would change if tickets were instead given out to the students with the highest grade point average.

In a market economy, price is generally used to ration goods and resources only to those who are willing and able to pay the prevailing market price. Because only those goods that are scarce require rationing, in a market economy, one easy way to determine whether a good or resource is scarce is to ask if it sells for a price. If you have to pay for something, it is scarce.

## 1-1c THE METHOD OF RATIONING INFLUENCES THE NATURE OF COMPETITION

Competition is a natural outgrowth of scarcity and the desire of human beings to improve their conditions. Competition exists in every economy and every society. But the criteria used to ration scarce goods and resources will influence the competitive techniques employed. When the rationing criterion is price, individuals will engage in income-generating activities that enhance their ability to pay the price needed to buy the goods and services they want. Thus, one benefit of using price as a rationing mechanism is that it encourages individuals to engage in the production of goods and services to generate income. In contrast, rationing on the basis of first-come, first-served encourages individuals to waste a substantial amount of time waiting in line, while rationing through the political process encourages individuals to waste time and other resources in competing with others to influence the political process.

Within a market setting, the competition that results from scarcity is an important ingredient in economic progress. Competition among business firms for customers results in newer, better, and less expensive goods and services. Competition between employers for workers results in higher wages, benefits, and better working conditions. Further, competition encourages discovery and innovation, two important sources of growth and higher living standards.

## 1-2 THE ECONOMIC WAY OF THINKING

One does not have to spend much time around economists to recognize that there is an “economic way of thinking.” Admittedly, economists, like others, differ widely in their ideological views. A news commentator once remarked that “any half-dozen economists will normally come up with about six different policy prescriptions.” Yet, in spite of their philosophical differences, the approaches of economists reflect common ground.

That common ground is **economic theory**, developed from basic principles of human behavior. Economic researchers are constantly involved in testing and seeking to verify their theories. When the evidence from the testing is consistent with a theory, eventually that theory will become widely accepted among economists. Economic theory, like a road map or a guidebook, establishes reference points indicating what to look for and how economic issues are interrelated. To a large degree, the basic economic principles are merely common sense. When applied consistently, however, these commonsense concepts can provide powerful and sometimes surprising insights.

*It [economics] is a method rather than a doctrine, an apparatus of the mind, a technique of thinking which helps its possessor to draw correct conclusions.*

—John Maynard Keynes<sup>3</sup>

### Economic theory

A set of definitions, postulates, and principles assembled in a manner that makes clear the “cause-and-effect” relationships.

### 1-2a EIGHT GUIDEPPOSTS TO ECONOMIC THINKING

The economic way of thinking requires incorporating certain guidelines—some would say the building blocks of basic economic theory—into your own thought process. Once you incorporate these guidelines, economics can be a relatively easy subject to master. Students who have difficulty with economics have almost always failed to assimilate one or more of these principles. The following are eight principles that characterize the economic way of thinking. We will discuss each of these principles in more depth throughout the book so that you will be sure to understand how and when to apply them.

**1. The use of scarce resources is costly, so decision-makers must make trade-offs.** Economists sometimes refer to this as the “there is no such thing as a free lunch” principle. Because resources are scarce, the use of resources to produce one good diverts those resources from the production of other goods. A parcel of undeveloped land could be used for a new hospital or a parking lot, or it could simply be left undeveloped. No option is free of cost—there is always a trade-off. A decision to pursue any one of these options means that the decision-maker must sacrifice the others. The highest valued alternative that is sacrificed is the **opportunity cost** of the option chosen. For example, if you use one hour of your scarce time to study economics, you will have one hour less time to watch television, spend social networking, sleep, work at a job, or study other subjects. Whichever one of these options you would have chosen had you *not* spent the hour studying economics is your highest valued option forgone. If you would have slept, then the opportunity cost of this hour spent studying economics is a forgone hour of sleep. In economics, the opportunity cost of an action is the highest valued option given up when a choice is made.


### Opportunity cost

The highest valued alternative that must be sacrificed as a result of choosing an option.

It is important to recognize that the use of scarce resources to produce a good is always costly, regardless of who pays for the good or service produced. In many countries, various kinds of schooling are provided free of charge *to students*. However, provision of the

<sup>3</sup>John Maynard Keynes (1883–1946) was an English economist whose writings during the 1920s and 1930s exerted an enormous impact on both economic theory and policy. Keynes established the terminology and the economic framework that are still widely used when economists study problems of unemployment and inflation.

When a scarce resource is used to meet one need, other competing needs must be sacrificed. The forgone shoe store is an example of the opportunity cost of building the new drugstore.



Reprinted with special permission of King Features Syndicate

schooling is not free *to the community as a whole*. The scarce resources used to produce the schooling—to construct the building, hire teachers, buy equipment, and so on—could have been used instead to produce more recreation, entertainment, housing, medical care, or other goods. The opportunity cost of the schooling is the highest valued option that must now be given up because the required resources were used to produce the schooling.

By now, the central point should be obvious. As we make choices, we always face trade-offs. Using resources to do one thing leaves fewer resources to do another.

Consider one final example. Mandatory air bags in automobiles save an estimated 400 lives each year. Economic thinking, however, forces us to ask ourselves if the \$50 billion spent on air bags could have been used in a better way—perhaps say, for cancer research that could have saved *more* than 400 lives per year. Most people don't like to think of air bags and cancer research as an “either/or” proposition. It's more convenient to ignore these trade-offs. But if we want to get the most out of our resources, we have to consider all of our alternatives. In this case, the appropriate analysis is not simply the lives saved with air bags versus dollars spent on them, but also the number of lives that could have been saved (or other things that could have been accomplished) if the \$50 billion had been used differently. A candid consideration of hard trade-offs like this is essential to using our resources wisely.

## 2. Individuals choose purposefully—they try to get the most from their limited resources.

People try not to squander their valuable resources deliberately. Instead, they try to choose the options that best advance their personal desires and goals at the least possible cost. This is called **economizing behavior**. Economizing behavior is the result of purposeful, or rational, decision-making. When choosing among things of equal benefit, an economizer will select the cheapest option. For example, if a pizza, a lobster dinner, and a sirloin steak are expected to yield identical benefits for Mary (including the enjoyment of eating them), economizing behavior implies that Mary will select the cheapest of the three alternatives, probably the pizza. Similarly, when choosing among alternatives of equal cost, economizing decision-makers will select the option that yields the greatest benefit. If the prices of several dinner specials are equal, for example, economizers will choose the one they like the best. Because of economizing behavior, the desires or preferences of individuals are revealed by the choices they make.

Purposeful choosing implies that decision-makers have some basis for their evaluation of alternatives. Economists refer to this evaluation as **utility**—the benefit or satisfaction that an individual expects from the choice of a specific alternative. Utility is highly subjective, often differing widely from person to person. The steak dinner that delights one person may be repulsive to another (a vegetarian, for example).

The idea that people behave rationally to get the greatest benefit at the least possible cost is a powerful tool. It can help us understand their choices. However, we need to realize that a rational choice is not the same thing as a “right” choice. If we want to understand people's choices, we need to understand their own subjective evaluations of their options *as they see them*. As we have said, different people have different preferences. If Joan prefers \$10 worth of chocolate to \$10 worth of vegetables, buying the chocolate would be the rational choice for her, even though some outside observer might say that Joan is making a “bad” decision. Similarly, some motorcycle riders choose to ride without a helmet because

### Economizing behavior

Choosing the option that offers the greatest benefit at the least possible cost.

### Utility

The subjective benefit or satisfaction a person expects from a choice or course of action.

they believe the enjoyment they get from riding without one is greater than the cost (the risk of injury). When people weigh the benefits they receive from an activity against its cost, they are making a rational choice—even though it might not be the choice you or I would make in the same situation.

**3. Incentives matter—changes in incentives influence human choices in a predictable way. Both monetary and nonmonetary incentives matter.** If the personal cost of an option increases, people will be less likely to choose it. Correspondingly, when an option becomes more attractive, people will be more likely to choose it. This vitally important guidepost, sometimes called the basic postulate of economics, is a powerful tool because it applies to almost everything that we do.

Think about the implications of this proposition. When late for an appointment, a person will be less likely to take time to stop and visit with a friend. Fewer people will go picnicking on a cold and rainy day. Higher prices will reduce the number of units consumers will want to purchase. Attendance in college classes will be below normal the day before spring break. In each case, the explanation is the same: As the option becomes more costly, less is chosen.

Similarly, when the payoff derived from a choice increases, people will be more likely to choose it. A person will be more likely to bend over and pick up a quarter than a penny. Students will attend and pay more attention in class when the material is covered extensively on exams. Customers will buy more from stores that offer low prices, high-quality service, and a convenient location. Senior voters will be more likely to support candidates who favor higher Social Security benefits. All of these outcomes are highly predictable, and they merely reflect the “incentives matter” postulate of economics.

Noneconomists sometimes argue that people respond to incentives only because they are selfish and greedy. This view is false. People are motivated by a variety of goals, some humanitarian and some selfish, and incentives matter equally in both. Even an unselfish individual would be more likely to attempt to rescue a drowning child from a three-foot swimming pool than the rapid currents approaching Niagara Falls. Similarly, people are more likely to give a needy person their hand-me-downs rather than their favorite new clothes.

Just how far can we push the idea that incentives matter? If asked what would happen to the number of funerals performed in your town if the price of funerals rose, how would you respond? The “incentives matter” postulate predicts that the higher cost would reduce the number of funerals. While the same number of people will still die each year, the number of funerals performed will still fall as more people choose to be cremated or buried in cemeteries in other towns. Substitutes are everywhere—even for funerals. Individuals also respond to incentives when committing crimes—precisely the reason why people put signs in their yard saying “This house protected by XYZ security.”

**4. Individuals make decisions at the margin.** When making a choice between two alternatives, individuals generally focus on the *difference* in the costs and benefits between alternatives. Economists describe this process as **marginal** decision-making, or “thinking at the margin.” The last time you went to eat fast food, you probably faced a decision that highlights this type of thinking. Will you get the \$1.50 cheeseburger and the \$1.00 medium drink, or instead get the \$3.00 value meal that has the cheeseburger and drink and also comes with a medium order of fries? Naturally, individual decision-making focuses on the difference between the alternatives. The value meal costs 50 cents more (its marginal cost) but will give you one extra food item—the fries (its marginal benefit). Your marginal decision is whether it is worth the extra 50 cents to have the fries. If you pay attention, you’ll notice yourself frequently thinking at the margin. Next time you find yourself asking a salesclerk, “How much *more* is this one?” when you are choosing between two items, you are doing a marginal analysis.

Marginal choices always involve the effects of net additions to or subtractions from current conditions. In fact, the word *additional* is often used as a substitute for *marginal*. For example, a business decision-maker might ask, “What is the additional (or marginal)



**Because consumers respond to incentives, store owners know they can sell off excess inventory by reducing prices.**

### **Marginal**

Term used to describe the effects of a change in the current situation. For example, a producer’s marginal cost is the cost of producing an additional unit of a product, given the producer’s current facility and production rate.